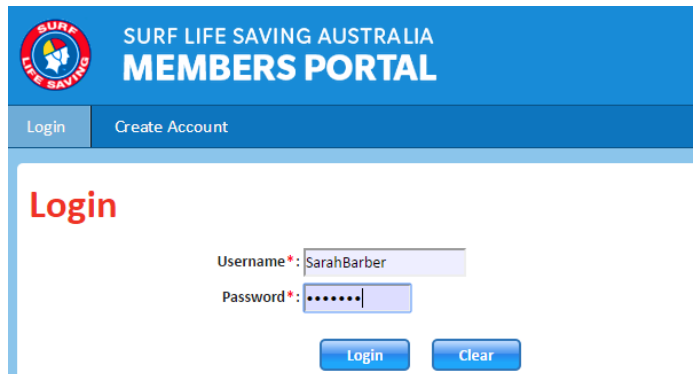


## Login to your Surf Life Saving Australia Members Portal

<https://portal.sls.com.au/wps/portal/member/>

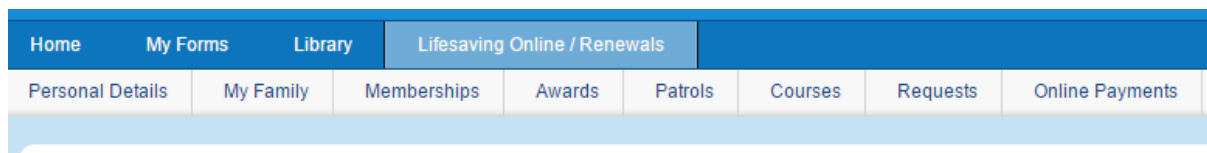


The screenshot shows the top navigation bar with the Surf Life Saving Australia logo and the text 'SURF LIFE SAVING AUSTRALIA MEMBERS PORTAL'. Below the logo are two buttons: 'Login' and 'Create Account'. The main content area has a red 'Login' heading. Below the heading are two input fields: 'Username\*' with the value 'SarahBarber' and 'Password\*' with masked characters. At the bottom of the form are two buttons: 'Login' and 'Clear'.

If you have any issues logging in, please either send an email to [ithelp@slsa.asn.au](mailto:ithelp@slsa.asn.au) or call 1300 724 006 on weekdays between 9:00 am and 5:00 pm AEST

## TO ACCESS YOUR EDUCATION RECORDS

1. Select Lifesaving Online/Renewals Tab
2. Select Awards Tab

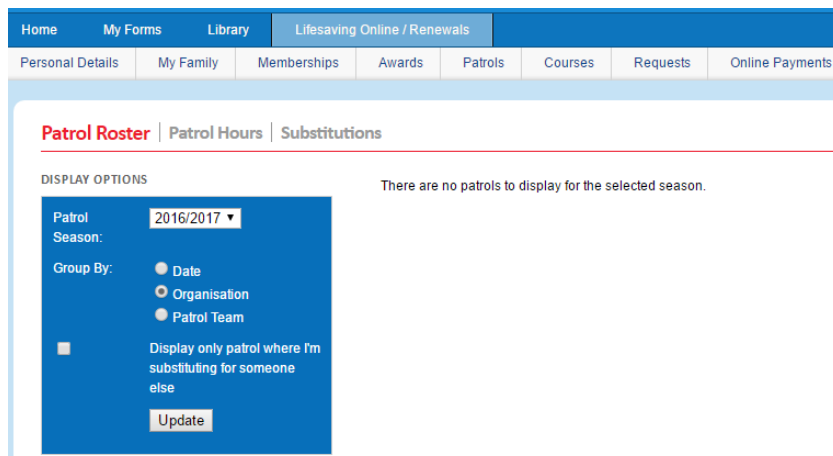


The screenshot shows a navigation menu with a blue header. The header contains the following tabs: 'Home', 'My Forms', 'Library', 'Lifesaving Online / Renewals' (which is highlighted), and a dark blue tab. Below the header is a secondary row of tabs: 'Personal Details', 'My Family', 'Memberships', 'Awards', 'Patrols', 'Courses', 'Requests', and 'Online Payments'.

## FOR RECORD OF PATROL HOURS

### To access summary of your hours for Community Service

1. Select Lifesaving Online/Renewals Tab
2. Select Patrols Tab
3. Select your Patrol Season/ Organisation
4. If you have acted as a proxy you can access these hours by selecting the Display only patrol where I'm substituting



The screenshot shows the 'Patrol Roster' page. The navigation menu is the same as in the previous screenshot. Below the menu, there are three tabs: 'Patrol Roster' (highlighted), 'Patrol Hours', and 'Substitutions'. Under the 'Patrol Roster' tab, there is a 'DISPLAY OPTIONS' section. This section contains a dropdown menu for 'Patrol Season' set to '2016/2017', a 'Group By' section with radio buttons for 'Date', 'Organisation', and 'Patrol Team', and a checkbox for 'Display only patrol where I'm substituting for someone else'. Below these options is an 'Update' button. To the right of the options, there is a message: 'There are no patrols to display for the selected season.'